



OKLAHOMA HORSE RACING COMMISSION AUDIT REPORT OF GAMING OPERATIONS WILL ROGERS DOWNS AND REMINGTON PARK

Contract Audit

July 2022

Cindy Byrd, CPA
State Auditor & Inspector

**OKLAHOMA HORSE RACING COMMISSION
AUDIT REPORT OF GAMING OPERATIONS
WILL ROGERS DOWNS AND REMINGTON PARK
JULY 2022**

This publication, issued by the Oklahoma State Auditor and Inspector's Office as authorized by 74 O.S. § 212, has not been printed, but is available on the agency's website (www.sai.ok.gov) and in the Oklahoma Department of Libraries Publications Clearinghouse Digital Collection (<http://digitalprairie.ok.gov/cdm/search/collection/audits/>) pursuant to 65 O.S. § 3-114.



August 11, 2022

**TO THE MEMBERS OF THE OKLAHOMA
HORSE RACING COMMISSION**

Transmitted herewith is the Audit Report of Gaming Operations for Will Rogers Downs and Remington Park for the month of July 2022. The report is the result of our monitoring and data accumulation in accordance with the State Auditor and Inspector's contract with the Oklahoma Horse Racing Commission (OHRC) and Title 3A of the Oklahoma Statutes for Gaming.

The goal of the State Auditor and Inspector is to promote accountability and fiscal integrity in state and local government. Maintaining our independence as we provide this service to the taxpayers of Oklahoma is of utmost importance.

We wish to take this opportunity to express our appreciation for the assistance and cooperation extended to our Office during our engagement.

Sincerely,

A handwritten signature in blue ink that reads "Cindy Byrd".

CINDY BYRD, CPA
OKLAHOMA STATE AUDITOR & INSPECTOR

**OKLAHOMA HORSE RACING COMMISSION
Audit Report of Gaming Operations
Will Rogers Downs and Remington Park
For the Month of July 2022**

TABLE OF CONTENTS

	<u>PAGE</u>
STATE AUDITOR AND INSPECTOR LETTER	4
TOTAL GAMING REVENUE	5
COMPARISON OF PRIOR MONTH AND PRIOR YEAR	6
YEAR TO DATE GAMING TOTALS.....	7
WILL ROGERS DOWNS REVENUE.....	8
REMINGTON PARK REVENUE.....	9
PRIOR TWELVE MONTH GRAPH.....	10



**TO THE MEMBERS OF THE OKLAHOMA
HORSE RACING COMMISSION**

We performed an audit in accordance with the OHRC Gaming Contract and Title 3A of the Oklahoma Statutes for Gaming. The information presented in this report is derived from gaming data obtained from the gaming vendors and licensees located at Will Rogers Downs and Remington Park for the month of July 2022.

Because our procedures do not constitute an audit conducted in accordance with generally accepted auditing standards, we do not express such an opinion on the information. This report relates only to this information and does not extend to any financial statements of the racetracks or racinos.

In planning and performing these procedures, we considered the internal control structure of the gaming departments; however, our procedures were substantially less in scope than the procedures we would have applied if we had been engaged to express an opinion on the internal controls. Accordingly, we do not express an opinion on their internal control structure.

Sincerely,

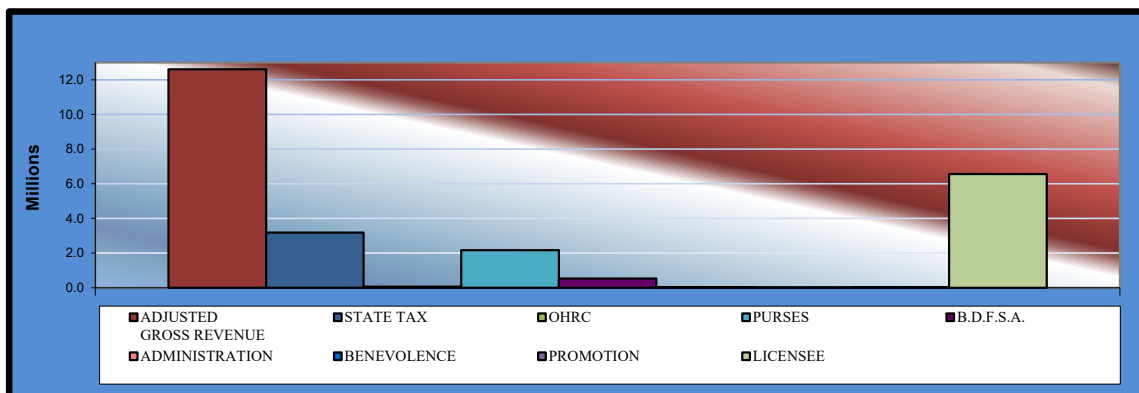
A handwritten signature in blue ink that reads "Cindy Byrd".

CINDY BYRD, CPA
OKLAHOMA STATE AUDITOR & INSPECTOR

August 11, 2022

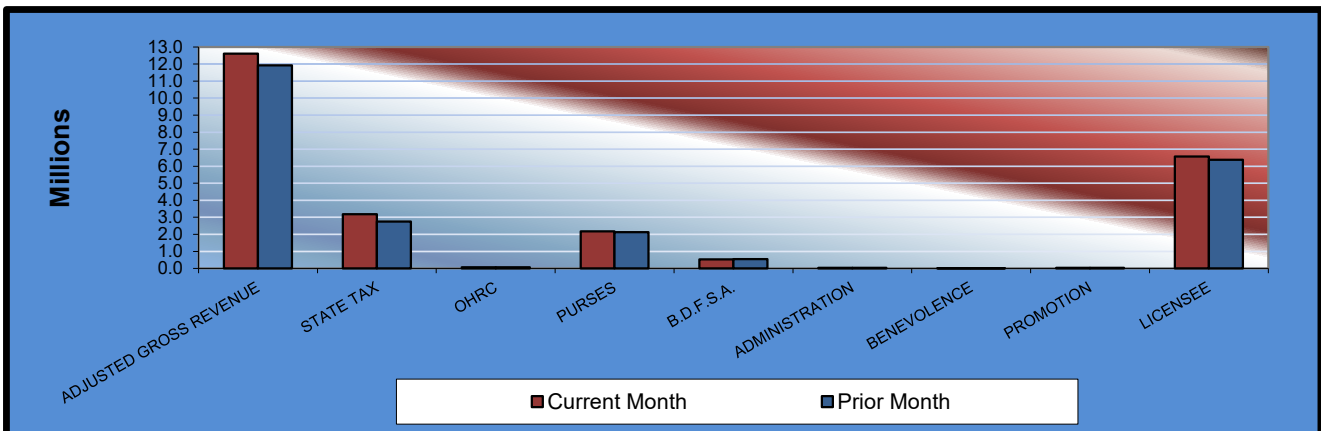
Gaming at Oklahoma Horse Racing Tracks Will Rogers Downs and Remington Park Total Gaming Revenue July 2022

	<u>TOTAL</u>	<u>WILL ROGERS DOWNS</u>	<u>REMINGTON PARK</u>
Gaming Days This Month	62	31	31
Adjusted Gross Revenue	<u>\$12,604,925.15</u>	<u>\$1,830,757.23</u>	<u>\$10,774,167.92</u>
State Tax			
General Revenue Fund	382,793.82	21,969.09	360,824.73
Education Reform	2,807,154.61	161,106.63	2,646,047.98
Oklahoma Horse Racing Commission	63,024.62	9,153.78	53,870.84
Purse Fund			
<u>Purses</u>			
Thoroughbred	1,138,759.14	236,922.87	901,836.27
Quarterhorse	927,733.19	216,906.97	710,826.22
Paint & Appaloosa	110,923.52	24,100.76	86,822.76
<u>Breeding Development Fund</u>			
<u>Special Account</u>			
Thoroughbred	219,044.03	28,594.14	190,449.89
Quarterhorse	294,289.66	22,058.34	272,231.32
Paint & Appaloosa	24,856.80	2,450.93	22,405.87
<u>Administration</u>			
Thoroughbred	13,926.18	2,723.25	11,202.93
Quarterhorse	12,533.57	2,450.93	10,082.64
Paint & Appaloosa	1,392.63	272.33	1,120.30
<u>Benevolence</u>			
Thoroughbred	6,963.10	1,361.63	5,601.47
Quarterhorse	6,266.78	1,225.46	5,041.32
Paint & Appaloosa	696.30	136.16	560.14
<u>Promotions</u>			
Thoroughbred	13,926.18	2,723.25	11,202.93
Quarterhorse	12,533.57	2,450.93	10,082.64
Paint & Appaloosa	1,392.63	272.33	1,120.30
Licensee	\$6,566,714.82	\$1,093,877.45	\$5,472,837.37



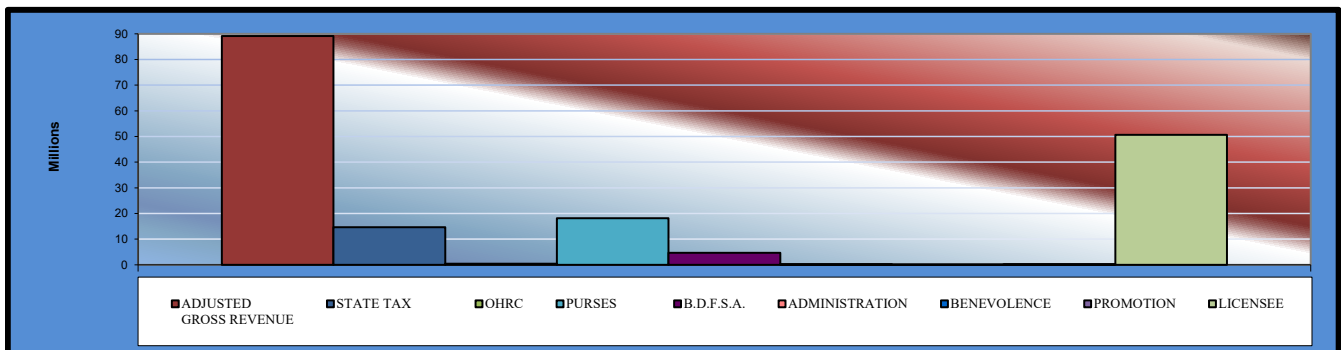
Gaming at Oklahoma Horse Racing Tracks Will Rogers Downs and Remington Park Comparison of Prior Month and Prior Year July 2022

	<u>TOTAL</u>	<u>PRIOR MONTH</u>	<u>% CHANGE</u>	<u>July 2021</u>	<u>% CHANGE</u>
Gaming Days	62	60	3.33%	62	0.00%
Adjusted Gross Revenue	\$12,604,925.15	\$11,925,049.46	5.70%	\$12,270,204.27	2.73%
State Tax					
General Revenue Fund	382,793.82	329,580.85	16.15%	340,151.92	12.54%
Education Reform	2,807,154.61	2,416,926.26	16.15%	2,494,447.45	12.54%
Oklahoma Horse Racing Commission					
	63,024.62	59,625.26	5.70%	61,351.02	2.73%
Purse Fund					
<u>Purses</u>					
Thoroughbred	1,138,759.14	1,118,260.22	1.83%	1,166,163.08	-2.35%
Quarterhorse	927,733.19	905,659.91	2.44%	953,945.84	-2.75%
Paint & Appaloosa	110,923.52	108,696.75	2.05%	113,759.27	-2.49%
<u>Breeding Development Fund</u>					
<u>Special Account</u>					
Thoroughbred	219,044.03	218,919.86	0.06%	221,552.62	-1.13%
Quarterhorse	294,289.66	297,802.17	-1.18%	294,998.29	-0.24%
Paint & Appaloosa	24,856.80	25,021.26	-0.66%	25,012.29	-0.62%
<u>Administration</u>					
Thoroughbred	13,926.18	13,714.67	1.54%	14,232.98	-2.16%
Quarterhorse	12,533.57	12,343.19	1.54%	12,809.68	-2.16%
Paint & Appaloosa	1,392.63	1,371.46	1.54%	1,423.30	-2.15%
<u>Benevolence</u>					
Thoroughbred	6,963.10	6,857.33	1.54%	7,116.49	-2.16%
Quarterhorse	6,266.78	6,171.60	1.54%	6,404.85	-2.16%
Paint & Appaloosa	696.30	685.74	1.54%	711.65	-2.16%
<u>Promotions</u>					
Thoroughbred	13,926.18	13,714.67	1.54%	14,232.98	-2.16%
Quarterhorse	12,533.57	12,343.19	1.54%	12,809.68	-2.16%
Paint & Appaloosa	1,392.63	1,371.46	1.54%	1,423.30	-2.15%
Licensee	\$6,566,714.82	\$6,375,983.61	2.99%	\$6,527,657.58	0.60%



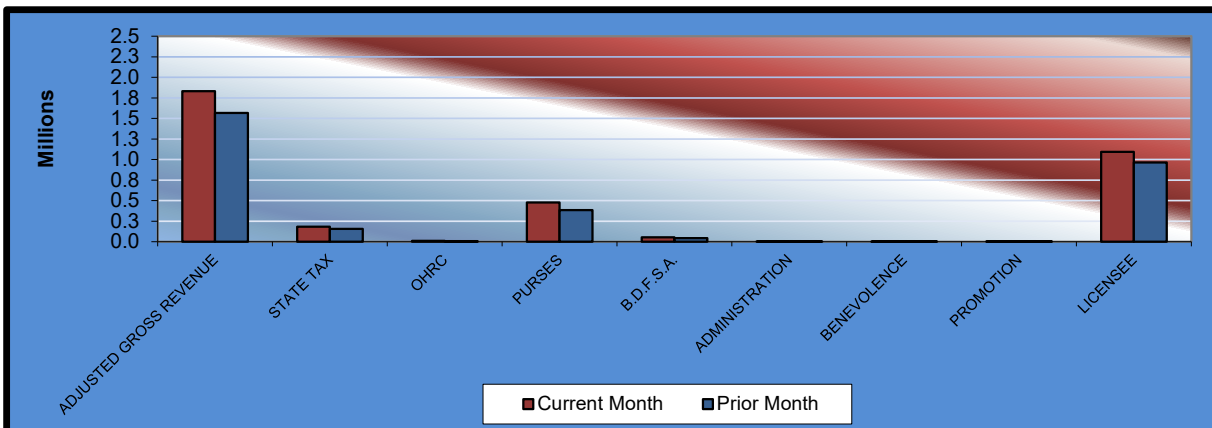
Gaming at Oklahoma Horse Racing Tracks Will Rogers Downs and Remington Park Year to Date Gaming Totals Comparison July 2022

	WILL ROGERS DOWNS	REMINGTON PARK	2022 TOTAL	2021 TOTAL	% CHANGE
Gaming Days This Year	212	212	424	426	-0.47%
Adjusted Gross Revenue	\$12,842,039.34	\$76,266,614.64	\$89,108,653.98	\$84,457,033.51	5.51%
State Tax					
General Revenue Fund	154,104.46	1,605,598.11	1,759,702.57	1,593,639.68	10.42%
Education Reform	1,130,099.46	11,774,386.25	12,904,485.71	11,686,691.09	10.42%
Oklahoma Horse Racing Commission	64,210.20	381,333.06	445,543.26	422,285.16	5.51%
Purse Fund					
<u>Purses</u>					
Thoroughbred	1,444,385.62	8,075,219.20	9,519,604.82	9,283,715.69	2.54%
Quarterhorse	1,322,359.94	6,364,877.72	7,687,237.66	7,392,567.79	3.99%
Paint & Appaloosa	146,928.88	777,427.97	924,356.85	888,440.43	4.04%
Breeding Development Fund					
<u>Special Account</u>					
Thoroughbred	174,322.40	1,705,325.79	1,879,648.19	1,664,878.03	12.90%
Quarterhorse	134,477.29	2,437,612.76	2,572,090.05	2,461,166.52	4.51%
Paint & Appaloosa	14,941.92	200,626.56	215,568.48	206,418.89	4.43%
<u>Administration</u>					
Thoroughbred	16,602.14	100,313.28	116,915.42	112,293.27	4.12%
Quarterhorse	14,941.92	90,281.97	105,223.89	101,063.95	4.12%
Paint & Appaloosa	1,660.21	10,031.33	11,691.54	11,229.34	4.12%
<u>Benevolence</u>					
Thoroughbred	8,301.06	50,156.65	58,457.71	56,146.66	4.12%
Quarterhorse	7,470.97	45,140.97	52,611.94	50,531.98	4.12%
Paint & Appaloosa	830.11	5,015.66	5,845.77	5,614.66	4.12%
<u>Promotions</u>					
Thoroughbred	16,602.14	100,313.28	116,915.42	112,293.27	4.12%
Quarterhorse	14,941.92	90,281.97	105,223.89	101,063.95	4.12%
Paint & Appaloosa	1,660.21	10,031.33	11,691.54	11,229.34	4.12%
Licensee	\$8,173,198.49	\$42,442,640.78	\$50,615,839.27	\$48,295,763.81	4.80%



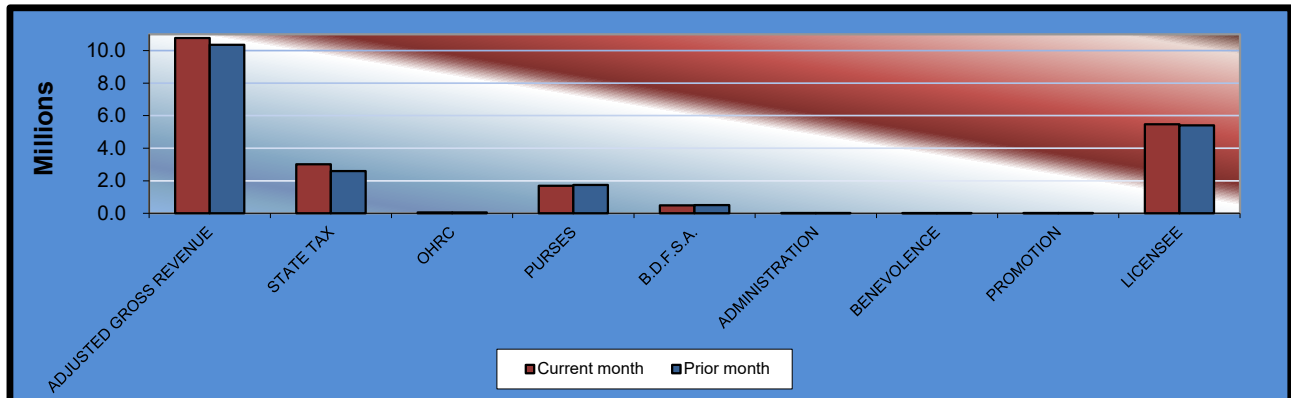
Gaming at Oklahoma Horse Racing Tracks
Will Rogers Downs and Remington Park
Will Rogers Downs Revenue
July 2022

<u>Will Rogers Downs</u>	<u>CURRENT MONTH</u>	<u>PRIOR MONTH</u>	<u>% CHANGE</u>	<u>July 2021</u>	<u>% CHANGE</u>
Gaming Days	31	30	3.33%	31	0.00%
Adjusted Gross Revenue	\$1,830,757.23	\$1,565,035.01	16.98%	\$2,110,723.64	-13.26%
State Tax					
General Revenue Fund	21,969.09	18,780.42	16.98%	25,328.68	-13.26%
Education Reform	161,106.63	137,723.08	16.98%	185,743.68	-13.26%
Oklahoma Horse Racing Commission	9,153.78	7,825.18	16.98%	10,553.62	-13.26%
Purse Fund					
<u>Purses</u>					
Thoroughbred	236,922.87	190,456.18	24.40%	273,154.03	-13.26%
Quarterhorse	216,906.97	174,365.91	24.40%	250,077.22	-13.26%
Paint & Appaloosa	24,100.76	19,374.00	24.40%	27,786.35	-13.26%
<u>Breeding Development Fund</u>					
<u>Special Account</u>					
Thoroughbred	28,594.14	22,986.09	24.40%	32,966.86	-13.26%
Quarterhorse	22,058.34	17,732.13	24.40%	25,431.58	-13.26%
Paint & Appaloosa	2,450.93	1,970.23	24.40%	2,825.73	-13.26%
<u>Administration</u>					
Thoroughbred	2,723.25	2,189.15	24.40%	3,139.70	-13.26%
Quarterhorse	2,450.93	1,970.23	24.40%	2,825.73	-13.26%
Paint & Appaloosa	272.33	218.91	24.40%	313.97	-13.26%
<u>Benevolence</u>					
Thoroughbred	1,361.63	1,094.57	24.40%	1,569.85	-13.26%
Quarterhorse	1,225.46	985.12	24.40%	1,412.87	-13.26%
Paint & Appaloosa	136.16	109.46	24.39%	156.99	-13.27%
<u>Promotions</u>					
Thoroughbred	2,723.25	2,189.15	24.40%	3,139.70	-13.26%
Quarterhorse	2,450.93	1,970.23	24.40%	2,825.73	-13.26%
Paint & Appaloosa	272.33	218.91	24.40%	313.97	-13.26%
Licensee	\$1,093,877.45	\$962,876.06	13.61%	\$1,261,157.38	-13.26%



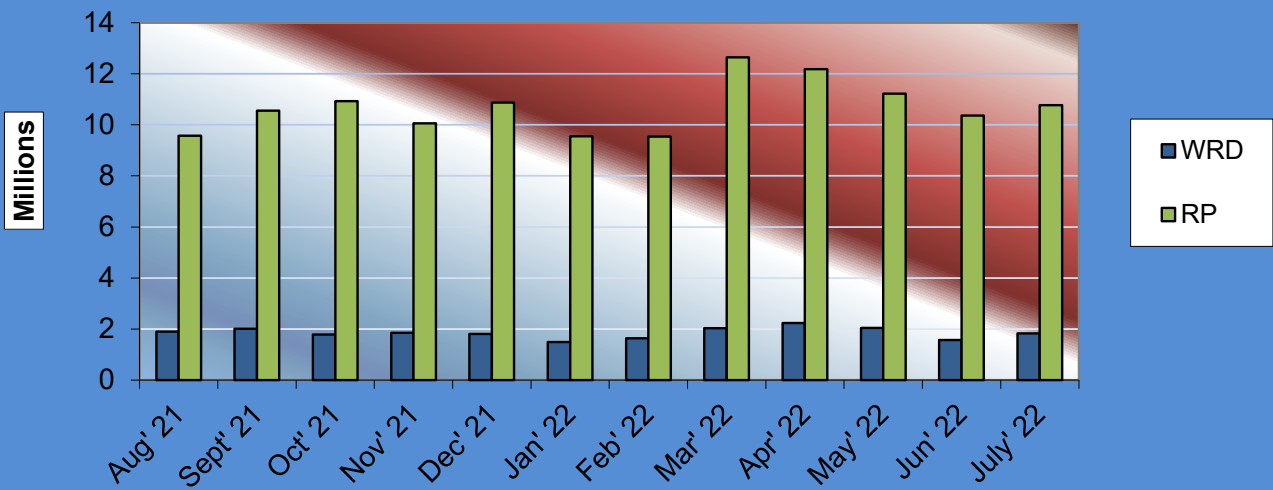
**Gaming at Oklahoma Horse Racing Tracks
Will Rogers Downs and Remington Park
Remington Park Revenue
July 2022**

<u>Remington Park</u>	<u>CURRENT</u> <u>MONTH</u>	<u>PRIOR</u> <u>MONTH</u>	<u>%</u> <u>CHANGE</u>	<u>July</u> <u>2021</u>	<u>%</u> <u>CHANGE</u>
Gaming Days	31	30	3.33%	31	0.00%
Adjusted Gross Revenue	\$ 10,774,167.92	\$ 10,360,014.45	4.00%	\$10,159,480.63	6.05%
State Tax					
General Revenue Fund	360,824.73	310,800.43	16.10%	314,823.24	14.61%
Education Reform	2,646,047.98	2,279,203.18	16.10%	2,308,703.77	14.61%
Oklahoma Horse Racing Commission					
	53,870.84	51,800.08	4.00%	50,797.40	6.05%
Purse Fund					
<u>Purses</u>					
Thoroughbred	901,836.27	927,804.04	-2.80%	893,009.05	0.99%
Quarterhorse	710,826.22	731,294.00	-2.80%	703,868.62	0.99%
Paint & Appaloosa	86,822.76	89,322.75	-2.80%	85,972.92	0.99%
<u>Breeding Development Fund</u>					
<u>Special Account</u>					
Thoroughbred	190,449.89	195,933.77	-2.80%	188,585.76	0.99%
Quarterhorse	272,231.32	280,070.04	-2.80%	269,566.71	0.99%
Paint & Appaloosa	22,405.87	23,051.03	-2.80%	22,186.56	0.99%
<u>Administration</u>					
Thoroughbred	11,202.93	11,525.52	-2.80%	11,093.28	0.99%
Quarterhorse	10,082.64	10,372.96	-2.80%	9,983.95	0.99%
Paint & Appaloosa	1,120.30	1,152.55	-2.80%	1,109.33	0.99%
<u>Benevolence</u>					
Thoroughbred	5,601.47	5,762.76	-2.80%	5,546.64	0.99%
Quarterhorse	5,041.32	5,186.48	-2.80%	4,991.98	0.99%
Paint & Appaloosa	560.14	576.28	-2.80%	554.66	0.99%
<u>Promotions</u>					
Thoroughbred	11,202.93	11,525.52	-2.80%	11,093.28	0.99%
Quarterhorse	10,082.64	10,372.96	-2.80%	9,983.95	0.99%
Paint & Appaloosa	1,120.30	1,152.55	-2.80%	1,109.33	0.99%
Licensee	\$5,472,837.37	\$5,413,107.55	1.10%	\$5,266,500.20	3.92%



**Gaming at Oklahoma Horse Racing Tracks
Will Rogers Downs and Remington Park
Prior Twelve Month Graph
July 2022**

**ADJUSTED GROSS REVENUE
PREVIOUS TWELVE MONTHS**



O·K·L·A·H·O·M·A
S·A·I
STATE AUDITOR & INSPECTOR



Cindy Byrd, CPA | State Auditor & Inspector

2300 N. Lincoln Blvd., Room 123, Oklahoma City, OK 73105 | 405.521.3495 | www.sai.ok.gov